


STATISTICAL COMMITTEE OF THE REPUBLIC OF ARMENIA



# Third International Workshop on Operationalizing the Integrated Geospatial Information Framework 26 - 28 November 2019 Minsk, Belarus

Yesayan Karine  
Information Resources Management  
and Technologies Department

**Statistical Committee of the Republic of Armenia**

Wednesday, 20 November 2019

Home Statistics **Publications** For Respondent About us

**Release Calendars**

**Databases**

**Armenia SDGs indicators**

**Statistical Data**

Monthly date (sep 2019)	
Indicator of economic activity, %	107.5
Consumer Price Index, %	100.5
External Trade Turnover, min. USA dollars	757.2
Export, min. USA dollars	242.8
Import, min. USA dollars	514.4
Average monthly nominal wages, drams	178430.0
	<a href="#">more</a>
Quarterly data (III quarter 2019)	
Gross Domestic Product at market prices, min. drams	1823783.3
Volume of gross agriculture output, min. drams	326478.1
	<a href="#">more</a>

**News**

Draft Statistical Program for 2020 (Armenian)  
10.08.2019

The preliminary data of the Gross Domestic Product (GDP) for the I, II and III quarters of 2019  
20.11.2019

On 5-7 November 2019, Marjan Petreski, Advisor from UN Women and Nani Bendeliani, Program Analyst from UN Women Georgian Office visited...  
06.11.2019

Socio-economic situation of RA, January - September 2019  
06.11.2019


[more >>](#)

**Publications**

Catalogue of Statistical Publications

Statistical Yearbook of Armenia

National Accounts of Armenia, 2019



Statistical Committee of the Republic of Armenia

Wednesday, 20 November 2019 Home Statistics Publications For Respondent About us

Publications

- By Year
- By Type
- By Theme
- Yearbooks
- Atlases**
- Regional Statistics
- Release Calendars


Home / Publications / By Year

### Publications by years

- 2019
- 2018
- 2017
- 2016
- 2015
- 2014
- 2013
- 2012
- 2011
- 2010
- 2009
- 2008
- 2007
- 2006
- 2005
- 2004
- 2003
- 2002
- 2001
- 2000
- 1999

### Atlases

- ATLAS THE REPUBLIC OF ARMENIA BY THE REGIONS AND YEREVAN CITY, 2018
- ATLAS THE REPUBLIC OF ARMENIA BY THE REGIONS AND YEREVAN CITY, 2017
- ATLAS THE REPUBLIC OF ARMENIA BY THE REGIONS AND YEREVAN CITY, 2016
- ATLAS THE REPUBLIC OF ARMENIA BY THE REGIONS AND YEREVAN CITY, 2015
- ATLAS THE REPUBLIC OF ARMENIA BY THE REGIONS AND YEREVAN CITY, 2014
- ATLAS THE REPUBLIC OF ARMENIA BY THE REGIONS AND YEREVAN CITY, 2013
- ATLAS THE REPUBLIC OF ARMENIA BY THE REGIONS AND YEREVAN CITY, 2012
- ATLAS THE REPUBLIC OF ARMENIA BY THE REGIONS AND YEREVAN CITY, 2011
- ATLAS THE REPUBLIC OF ARMENIA BY THE REGIONS AND YEREVAN CITY, 2010
- ATLAS THE REPUBLIC OF ARMENIA BY THE REGIONS AND YEREVAN CITY, 2009
- ATLAS THE REPUBLIC OF ARMENIA BY THE REGIONS AND YEREVAN CITY, 2008
- ATLAS THE REPUBLIC OF ARMENIA BY THE REGIONS AND YEREVAN CITY, 2007
- ATLAS THE REPUBLIC OF ARMENIA BY THE REGIONS AND YEREVAN CITY, 2006
- ATLAS THE REPUBLIC OF ARMENIA BY THE REGIONS AND YEREVAN CITY, 2005



Statistical Committee of the Republic of Armenia

Saturday, 23 November 2019 Home Statistics Publications For Respondent About us

Publications

- By Year
- By Type
- By Theme
- Yearbooks
- Atlases**
- Regional Statistics
- Release Calendars

Home / Publications / Atlases / ATLAS THE REPUBLIC OF ARMENIA BY THE REGIONS AND YEREVAN CITY, 2019

## ATLAS THE REPUBLIC OF ARMENIA BY THE REGIONS AND YEREVAN CITY, 2019

[Foreword](#)

[Geographic Characteristic of the Republic of Armenia](#)

[RA Physical Map](#)

[RA Administrative Map](#)

[Climate in the RA territory. MAP](#)

[RA Forestland territories. Map](#)

**Demography**

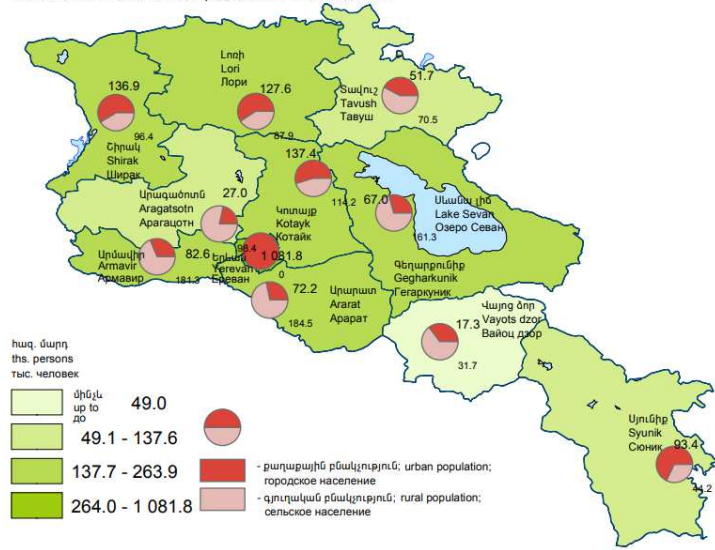
- Number of RA population by urban and rural distribution at the beginning of year, 2019
- Population density of RA, at the beginning of year, 2019
- Number of live births by sex, 2018
- Number of deaths by sex, 2018
- Population natural growth by sex, 2018
- Infant mortality rate, per 1000 live births, 2018
- Distribution of registered marriages, 2018
- Distribution of registered divorces, 2018

**Industry**

- Volume of industrial output, 2018
- Electricity, gas, steam and air conditioning supply, 2018
- Manufacturing, 2018

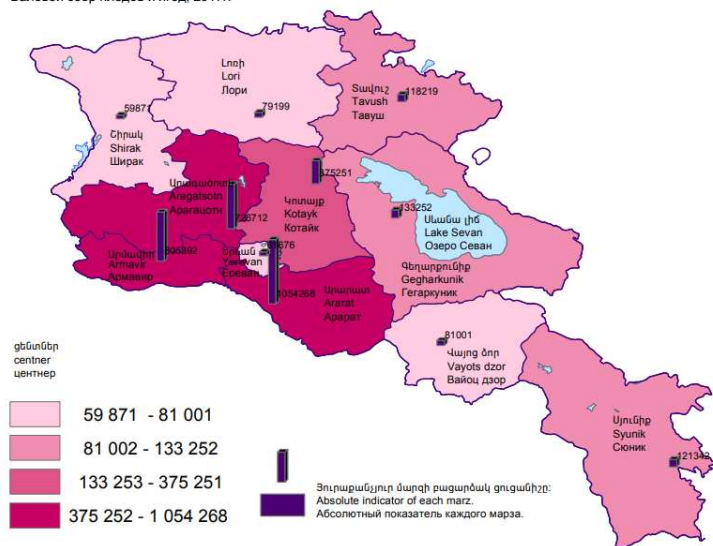
## Number of RA population by urban and rural, 2019

ՀՀ բնակչության բնակարանի և գյուղական բաշխվածությունը, 2019թ. տարեկազմի սկզբին  
 Number of RA population by urban and rural distribution at the beginning of year, 2019  
 Численность населения РА, город/село на начало года 2019



## Gross harvest of fruit and berries

Պտուղների և հատապտուղների համախառն բերքը, 2017թ.  
 Gross harvest of fruit and berries, 2017  
 Валовой сбор плодов и ягод, 2017г.



**SUSTAINABLE DEVELOPMENT GOALS** REPORTING STATUS ABOUT GUIDANCE FAQ ENGLISH A

Indicator search

## Armenia data for Sustainable Development Goal indicators

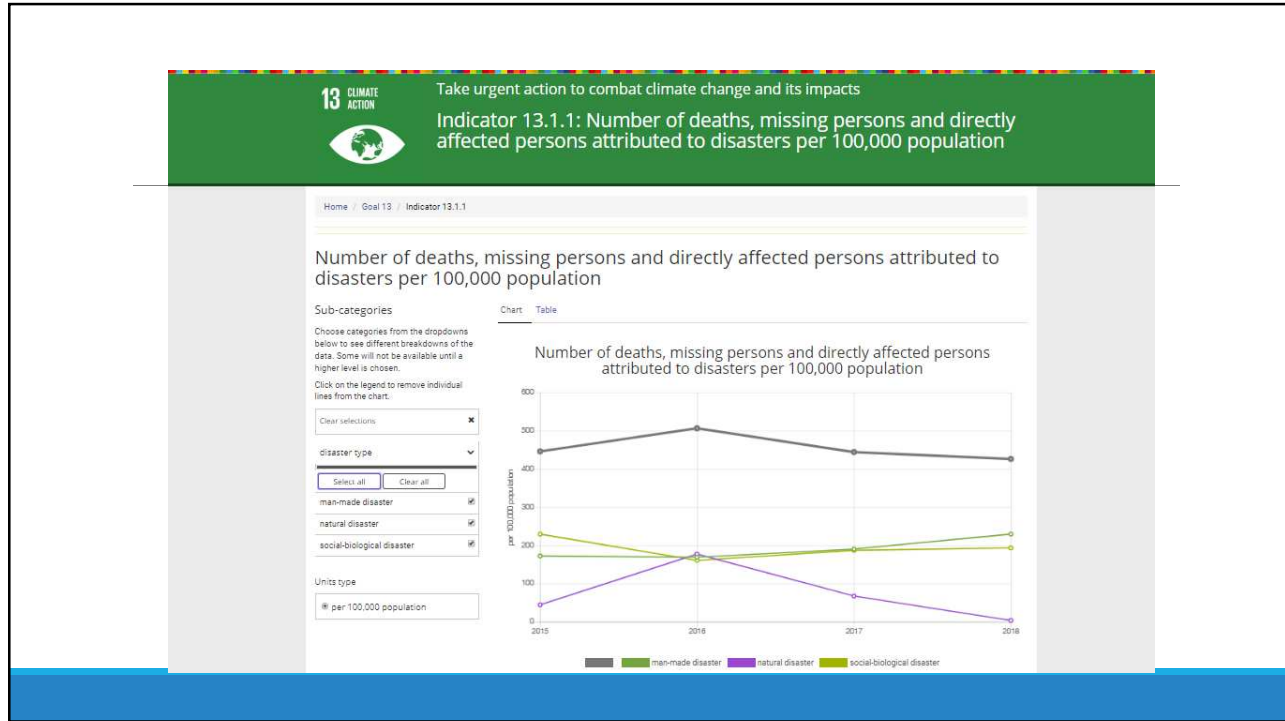
Click on each goal, or search, for Armenia statistics for Sustainable Development Goal global indicators.

## Targets and indicators

**13 CLIMATE ACTION** Take urgent action to combat climate change and its impacts

Home / Goal 13

Targets	Indicators
<p><b>13.1</b> Strengthen resilience and adaptive capacity to climate-related hazards and natural disasters in all countries</p>	<p><b>13.1.1</b> <span style="color: green;">Reported online</span> Number of deaths, missing persons and directly affected persons attributed to disasters per 100,000 population</p>
	<p><b>13.1.2</b> <span style="color: red;">Exploring data sources</span> Number of countries that adopt and implement national disaster risk reduction strategies in line with the Sendai Framework for Disaster Risk Reduction 2015–2030</p>
	<p><b>13.1.3</b> <span style="color: red;">Exploring data sources</span> Proportion of local governments that adopt and implement local disaster risk reduction strategies in line with national disaster risk reduction strategies</p>
<p><b>13.2</b> Integrate climate change measures into national policies, strategies and planning</p>	<p><b>13.2.1</b> <span style="color: red;">Exploring data sources</span> Number of countries that have communicated the establishment or operationalization of an integrated policy/strategy/plan which increases their ability to adapt to the adverse impacts of climate change, and foster climate resilience and low greenhouse gas emissions development in a manner that does not threaten food production (including a national adaptation plan, nationally determined contribution, national communication, biennial update report or other)</p>
<p><b>13.3</b> Improve education, awareness-raising and human and institutional capacity on climate change mitigation, adaptation, impact reduction and early warning</p>	<p><b>13.3.1</b> <span style="color: red;">Exploring data sources</span> Number of countries that have integrated mitigation, adaptation, impact reduction and early warning into primary, secondary and tertiary curricula</p>
	<p><b>13.3.2</b> <span style="color: red;">Exploring data sources</span> Number of countries that have communicated the strengthening of institutional, systemic and individual capacity-building to implement adaptation, mitigation and technology transfer, and development actions</p>
<p><b>13.a</b></p>	<p><b>13.a.1</b> <span style="color: red;">Exploring data sources</span></p>



**Number of deaths, missing persons and directly affected persons attributed to disasters per 100,000 population**

Year	man-made disaster	natural disaster	social-biological disaster
2015	445.4	43.5	229
2016	506.6	168.6	177.1
2017	444.1	190.8	67
2018	426.3	229.5	3.6

[Download Table CSV](#) [Download Source CSV](#)

National Metadata Global Metadata Sources

This table provides metadata for the actual indicator available from Armenia statistics closest to the corresponding global SDG indicator. Please note that even when the global SDG indicator is fully available from Armenian statistics, this table should be consulted for information on national methodology and other Armenian-specific metadata information.

Indicator available  
 Indicator description  
 Geographical coverage  
 Unit of measurement

4 QUALITY EDUCATION
Ensure inclusive and equitable quality education and promote lifelong learning opportunities for all

Home / Goal 4

### Targets

**4.1**  
By 2030, ensure that all girls and boys complete free, equitable and quality primary and secondary education leading to relevant and effective learning outcomes

---

**4.2**  
By 2030, ensure that all girls and boys have access to quality early childhood development, care and pre-primary education so that they are ready for primary education

### Indicators

**4.1.1** Exploring data sources  
Proportion of children and young people (a) in grades 2/3; (b) at the end of primary; and (c) at the end of lower secondary achieving at least a minimum proficiency level in (i) reading and (ii) mathematics, by sex

**4.1.1b** Reported online  
Proportion of children at the end of primary achieving at least a minimum proficiency level in (i) reading and (ii) mathematics  
National

**4.1.1c** Reported online  
Proportion of children at the end of lower secondary achieving at least a minimum proficiency level in (i) reading and (ii) mathematics  
National

**4.2.1** Exploring data sources  
Proportion of children under 5 years of age who are developmentally on track in health, learning and psychosocial well-being, by sex

**4.2.2** Exploring data sources  
Participation rate in organized learning (one year before the official primary entry age), by sex

REPORTING STATUS

[ABOUT](#) [GUIDANCE](#) [FAQ](#) [ENGLISH](#) [A](#) [A](#)

---

## Reporting Status

Overall Reporting Status 314 indicators

157

Reported online

50%

0

Statistics in progress

0%

157

Exploring data sources

50%

---

### Status by goal

1  
NO POVERTY

No poverty 27 indicators

18

Reported online

67%

0

Statistics in progress

0%

9

Exploring data sources

33%

2  
ZERO HUNGER

Zero hunger 14 indicators

5

Reported online

36%

0

Statistics in progress

0%

9

Exploring data sources

64%

3  
GOOD HEALTH AND WELL-BEING

Good health and well-being 51 indicators

45

Reported online

88%

0

Statistics in progress

0%

6

Exploring data sources

12%

# Thank you

---



STATISTICAL COMMITTEE  
OF THE REPUBLIC OF ARMENIA

Republic Ave, Government House 3,  
Yerevan 0010

Tel: (374 11) 524 213

Fax: (374 11) 521 921

E-mail: [info@armstat.am](mailto:info@armstat.am)

Url: <http://www.armstat.am>